An Introduction to Project 2

HOUSE OF PLUME



Project 2 | House of PLUME

Published 2026
©2026 PLUME, All rights reserved.

PLUME | House of PLUME
88 Sukapiban 5 Soi 10, Tha Raeng, Bang Khen,
Bangkok 10220
T: +66 (0) 61892 6545
www.plumeliving.com
Facebook: Project PLUME
Instagram: @plumeliving.com
Line: @plumeliving

This brochure, including all architectural concepts, visual materials, drawings, renderings, text, and graphic compositions, is the intellectual property of PLUME. No part of this publication may be copied, reproduced, distributed, or used for commercial purposes without prior written consent.

Generated Perspective by Domwipas
Printed by Bluprint Company Limited

PLUME

HOUSE OF PLUME

An Introduction to Project 2





A NOTE FROM PLUME

From the beginning, PLUME was conceived not simply as a developer of houses, but as a pursuit of a more considered way of living. Our work is shaped by the belief that architecture should bring together clarity of function, enduring craftsmanship, and a distinct emotional character, where every proportion, material, landscape, and detail contributes to the experience of home.

Rather than following a singular architectural language, we allow each residence to find its own expression while remaining grounded in the same principles of restraint, permanence, and thoughtful design. Over time, this approach has become the foundation of PLUME: creating homes that feel individual in form, yet unmistakably connected by the values that shape them.

In a world where ego can eclipse individuality, PLUME proposes a quieter ethos: distinction is not display, but the expression of individual character.

This project brings together distinct residences, each conceived as an architectural expression in its own right. Rather than repeating a single formula, each home responds to its setting and the rhythms of everyday life.

Every residence is shaped by a distinct character, yet all are grounded in the same pursuit of clarity, restraint, and enduring craftsmanship. Architecture becomes a framework for different ways of living, while preserving a sense of connection between home, landscape, and community.

Across six architectural personalities, material, massing, proportion, and space are composed with purpose, creating homes that are singular in character, responsive to their surroundings, and connected by a shared architectural ethos.

We invite you to explore our work through the lens of our shared passion for architecture.



Table of Contents

A Note from PLUME P. 03
A Particular Idea of Home P. 06
The Collection P. 08

Responsive Design P. 10
Adaptive Design P. 32

Scenes
The Center Piece P. 16
Plot Position P. 30
Adaptive Design, Adaptive Construction P. 34
Our Show Unit P. 42

A Particular Idea of Home



Architecture becomes most meaningful when it disappears into the rituals of everyday life.



The interior is designed as one continuous composition embedded in the architecture.

PLUME began with a simple conviction that a home should be shaped by the life within it, not by a fixed image of what a house is expected to be. Each residence is therefore approached as an architectural response shaped by light, landscape, material, proportion, and the changing rituals of everyday life. Across different forms and expressions, this belief remains constant; the architecture should not merely be seen, but gradually experienced, inhabited, and made personal.

Each house begins with its own conditions, but the same approach guides every decision. Orientation, proportion, privacy, landscape, and everyday movement shape the architecture from the outset. No two houses need to look alike; what connects them is a shared way of thinking.

Spaces are composed as sequences rather than isolated rooms. A threshold may compress before opening into a larger volume; a staircase may invite pause; a window may frame a fragment of landscape rather than an unrestricted view. Light is treated with the same intention, giving the interior depth, rhythm, and atmosphere through the day.

Material choices reinforce this sense of permanence and intimacy. Red brick at the base, deep-set concrete above; surfaces chosen for weight, texture, and the way they age. Furniture and landscape are considered alongside the architecture so that the house feels composed without feeling predetermined, leaving room for change over time. The intention is to create a framework generous enough for different routines, objects, personalities, and memories to take place.

A PLUME house is therefore never conceived as a finished image. It is designed to support the way life changes over time.

The Collection

Responsive Design



Laneway Glass House P. 12



Plumebridge P. 18



Off-Grid House P. 22



Grove Block House P. 26

Responsive Design begins with the conditions of place. Each residence is considered in relation to its particular orientation, surroundings, privacy, light, and exposure. Rather than repeating one architectural expression throughout the development, the design responds to what each location requires, allowing comfort and experience to shape the architecture.

Adaptive Design



Northville P. 36



Northeast Long House P. 38

Adaptive Design begins with the conditions already present. When the residential evolved, the existing structures were not treated as obstacles to remove, but as foundations for a different architectural possibility. Through reconfiguration and reinterpretation, what had already been built became part of a new way of living.

Design developed by Vessu Collaboration



Responsive Design

Laneway Glass House P. 12

Plumebridge P. 18

Off-Grid House P. 22

Grove Block House P. 26

Laneway Glass House

Plot Number and Land Size
N1: 85.30 sq.w.
N3: 104.70 sq.w.
N6: 110.60 sq.w.

Living Area
547 sq.m.

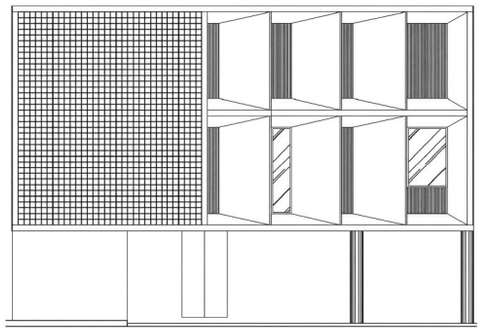

The Laneway Glass House is conceived for the individual who seeks a quiet relationship with natural light without surrendering the privacy of domestic life. This typology treats the boundary not as a solid obstruction, but as a luminous filter. A surface that admits daylight, softens visibility, and preserves a measured distance between the interior sanctuary and the outside environment.

GROUND FLOOR PLAN

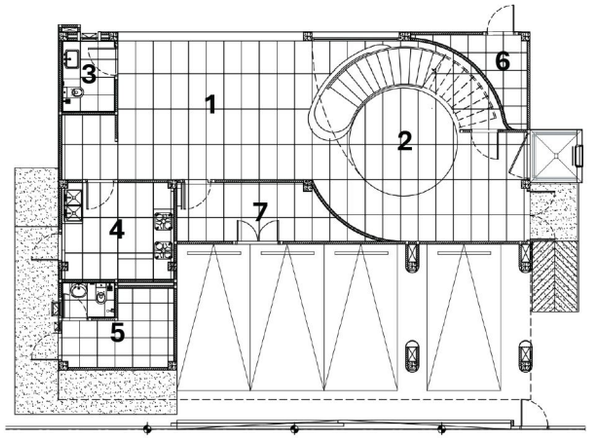

SECOND FLOOR PLAN

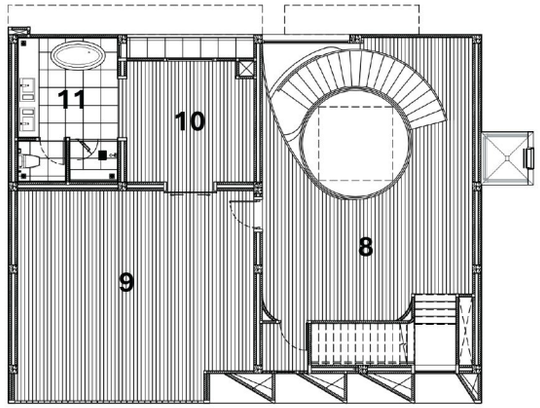

THIRD FLOOR PLAN

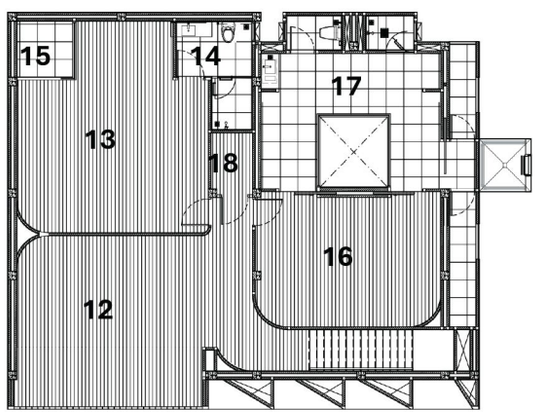

1 Multipurpose Space
2 Sunken Space
3 Powder Room
4 Kitchen
5 Maid Corner
6 Storage
7 Storage
8 Main Gallery
9 Bedroom 1
10 Walk-in Closet
11 Full Bathroom
12 Multipurpose Space
13 Bedroom 2 / Creative Space
14 Bathroom
15 Garden Void
16 Bedroom 3
17 Closet Bathroom
18 Storage



The idea was to create a central gesture that brings movement and gathering together. Conceived as the social heart of the house, the curved stair and sunken lounge form one continuous composition, their circular geometry softening the surrounding architecture while creating a more fluid and communal spatial experience.



Plumebridge

Plot Number and Land Size
N2: 77.60 sq.w.
N7: 77.60 sq.w.

Living Area
547 sq.m.

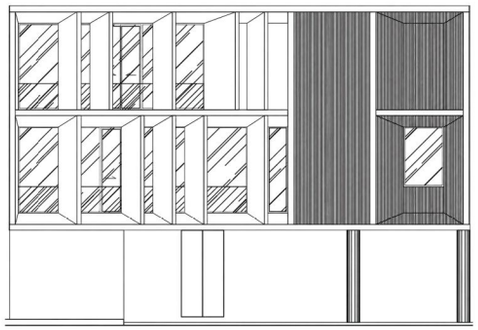

Plumebridge is designed for privacy without retreating from life. Its solid façade and recessed balconies shield private rooms from direct exposure, while still allowing natural light to enter with softness and control. The result is a calm, protected residence that feels inwardly composed yet quietly connected to its surroundings.



GROUND FLOOR PLAN

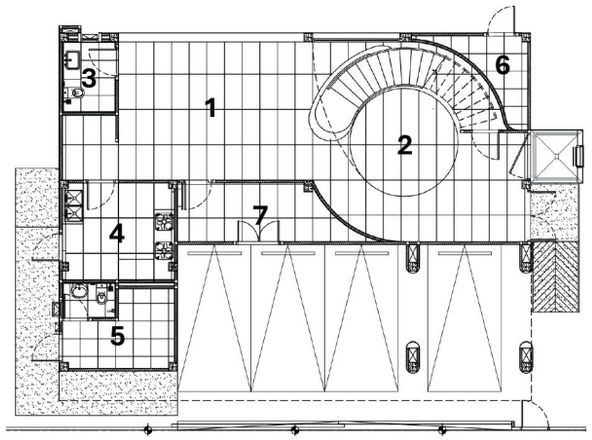

SECOND FLOOR PLAN

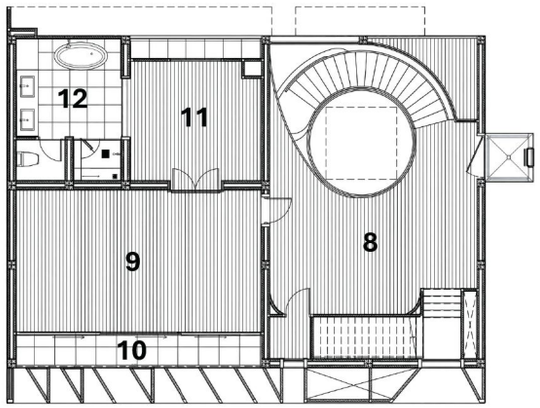

THIRD FLOOR PLAN

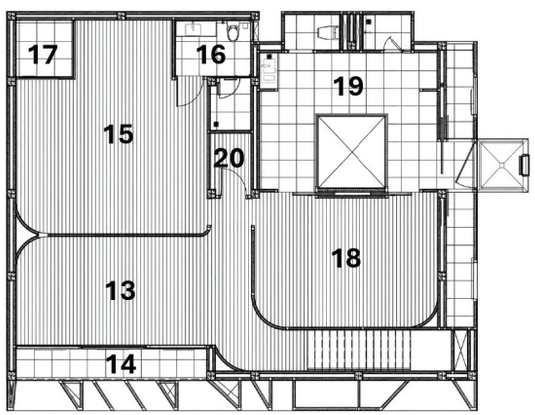

1 Multipurpose Space
2 Sunken Space
3 Powder Room
4 Kitchen
5 Maid Corner
6 Storage
7 Storage
8 Main Gallery
9 Bedroom 1
10 Balcony
11 Walk-in Closet
12 Full Bathroom
13 Multipurpose Space
14 Balcony
15 Bedroom 2 / Creative Space
16 Bathroom
17 Garden Void
18 Bedroom 3
19 Closet Bathroom
20 Storage

A private balcony brings daylight into the interior while maintaining a protected sense of privacy.



Off-Grid House

Plot Number and Land Size
N4: 77.60 sq.w.
N11: 85.30 sq.w.

Living Area
547 sq.m.

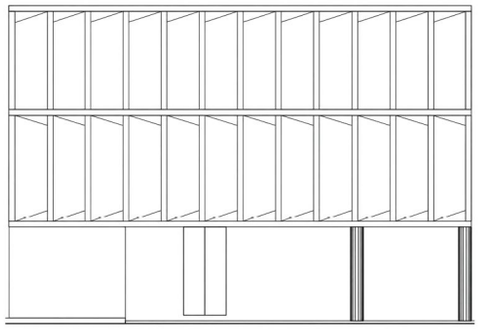

A run of tall vertical fins wraps the façade, set close and canted to the light so the wall filters the street rather than blocking it; light and glimpses pass through, but the full picture never does. Behind them, narrow glazing and deep shadowed reveals keep the private rooms luminous without leaving them exposed, while the plan turns inward around a quieter core. Movement, light, and privacy coexist on the house's own terms.

GROUND FLOOR PLAN

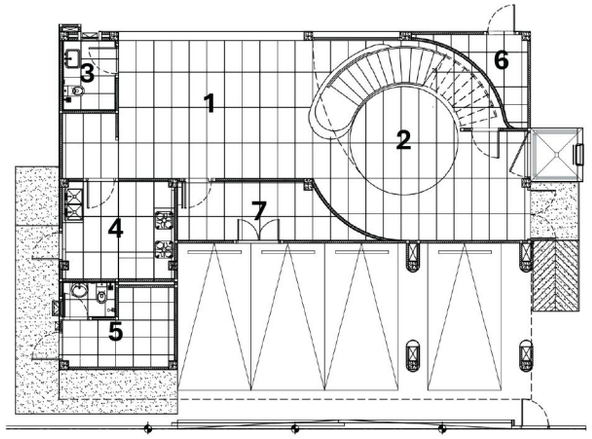

SECOND FLOOR PLAN

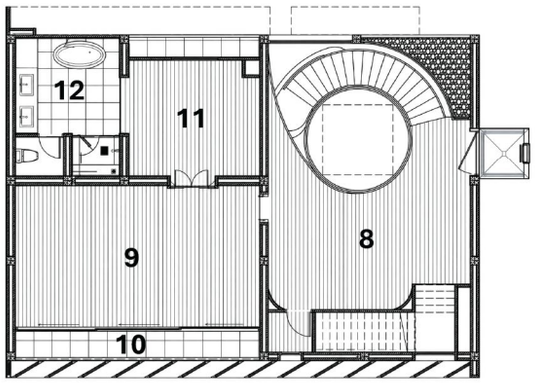

THIRD FLOOR PLAN

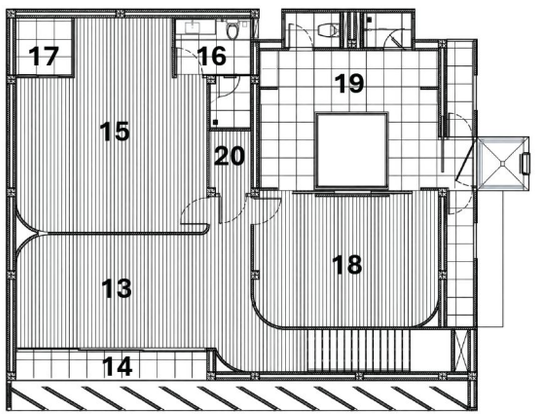

1 Multipurpose Space
2 Sunken Space
3 Powder Room
4 Kitchen
5 Maid Corner
6 Storage
7 Storage
8 Main Gallery
9 Bedroom 1
10 Balcony
11 Walk-in Closet
12 Full Bathroom
13 Multipurpose Space
14 Balcony
15 Bedroom 2 / Creative Space
16 Bathroom
17 Garden Void
18 Bedroom 3
19 Closet Bathroom
20 Storage

Red brick is slower to lay, harder to get right, and unforgiving of poor work. We use it because it holds the structure differently, and because it is one of the few materials that steady with age rather than merely surviving it.



Grove Block House

Plot Number and Land Size
N5: 104.00 sq.w.
N10: 92.90 sq.w.

Living Area
547 sq.m.

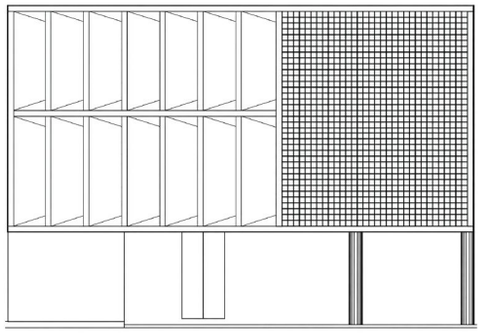

One side features recessed concrete panels that cast deep shadows and protect the interior from direct sun. The other uses glass blocks that bring in daylight while preventing clear views inside but drawing light inward. During the day, the concrete shades the rooms while the glass blocks bring in sunlight. At night, the illuminated glass makes the house glow softly like a lantern in the dark.

GROUND FLOOR PLAN

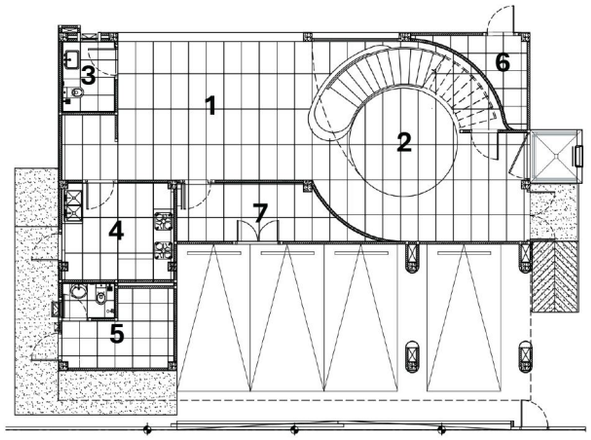

SECOND FLOOR PLAN

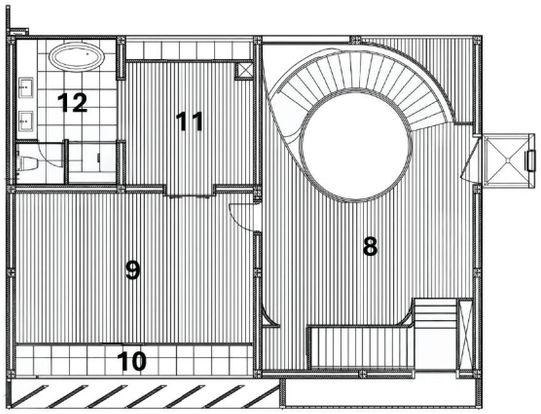

THIRD FLOOR PLAN

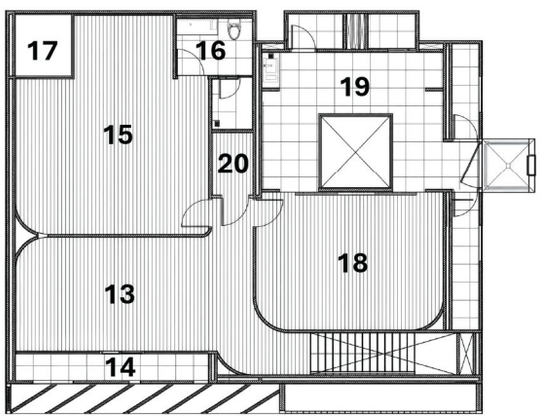

1 Multipurpose Space
2 Sunken Space
3 Powder Room
4 Kitchen
5 Maid Corner
6 Storage
7 Storage
8 Main Gallery
9 Bedroom 1
10 Balcony
11 Walk-in Closet
12 Full Bathroom
13 Multipurpose Space
14 Balcony
15 Bedroom 2 / Creative Space
16 Bathroom
17 Garden Void
18 Bedroom 3
19 Closet Bathroom
20 Storage

Plot Position

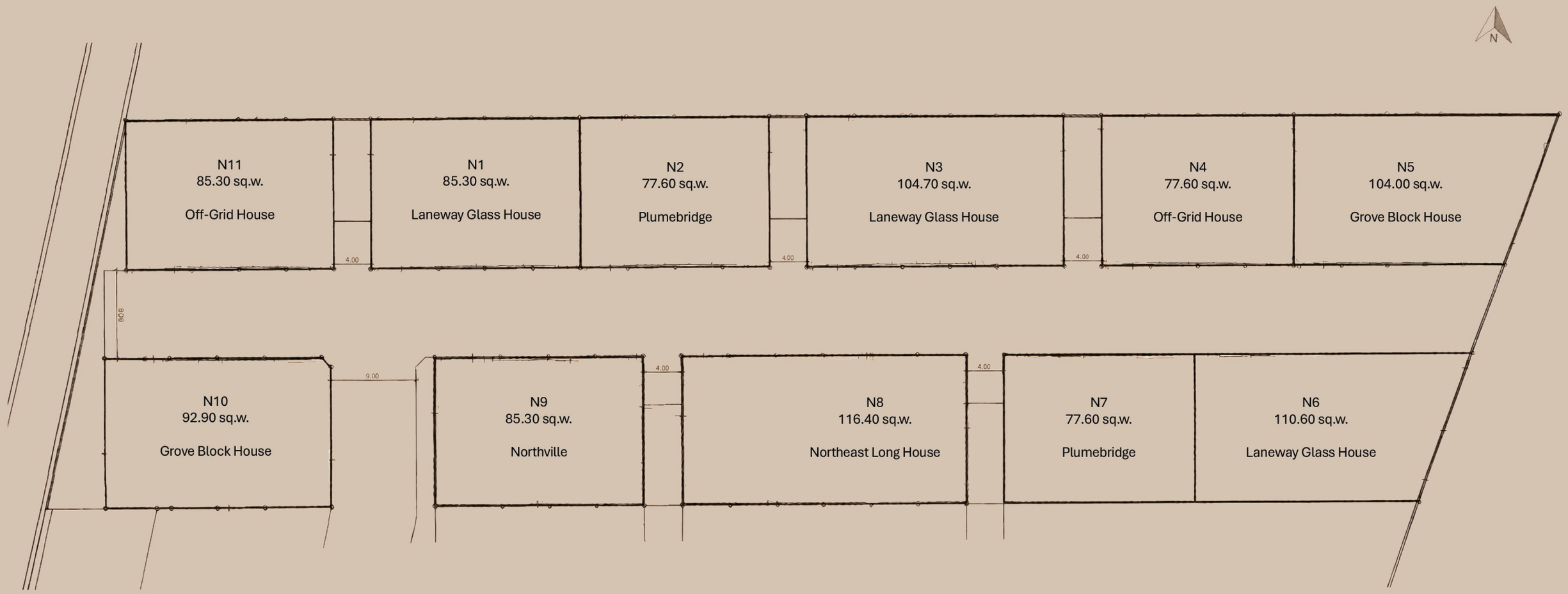



Adaptive Design

Northville P. 36

Northeast Long House P. 38

Adaptive Design, Adaptive Construction

The structure as inherited: concrete frame, red brick infill.





A site like this is normally cleared. The frame standing here was poured for a row of townhouses, and when the plan changed, the standard answer was days of demolition and an empty plot.

We kept it.

That meant working inward, resolving two houses inside a geometry chosen for something else, letting the columns make the first decision in every room, and building new work against tolerances set long before the drawings existed. The frame stayed where it stood, rather than leaving the site as rubble.

This way of working takes longer to design and longer to build. It is also why these two are the largest houses here, and the only ones that could not be drawn again.



N o r t h v i l l e

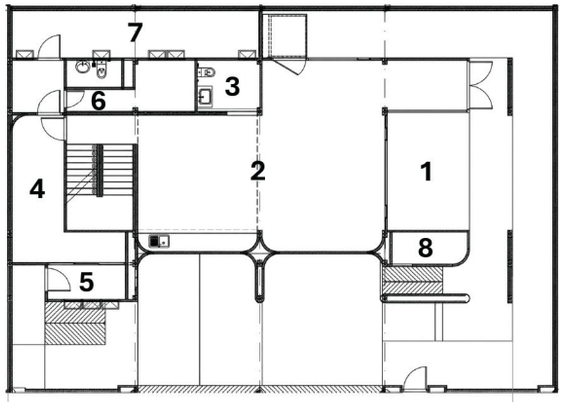

GROUND FLOOR PLAN

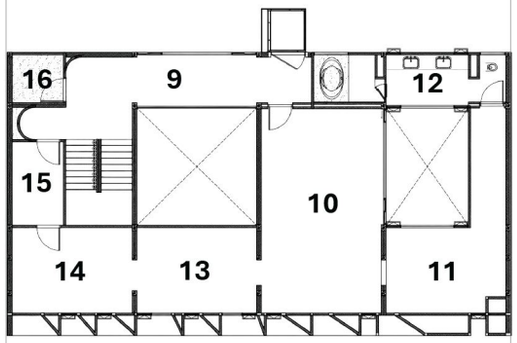

SECOND FLOOR PLAN

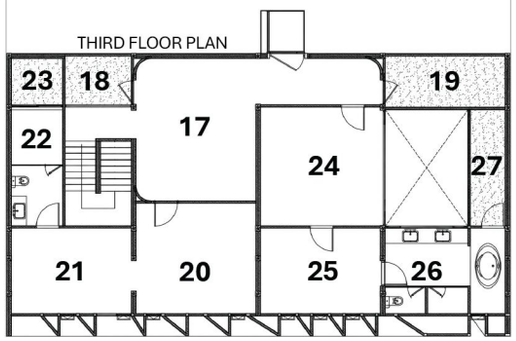

THIRD FLOOR PLAN

Count the gardens. One at the front, behind a setback that was never traded away, with room for a tree. One at the side. Then more above; garden voids and floor gardens cut through the upper levels, so the planting climbs with the house rather than stopping at the ground.

Plot Number and Land Size
N9: 85.30 sq.w.

Living Area
782.40 sq.m.

1	Open Garden
2	First Gallery
3	Powder Room
4	Main Kitchen
5	Kitchen Storage
6	Maid Corner
7	Washing Area
8	Storage
9	Upper Gallery
10	Bedroom 1
11	Walk-in Closet
12	Full Bathroom
13	Creative Space
14	Creative Space
15	Connecting Room
16	Floor Garden
17	Multipurpose Space
18	Floor Garden
19	Floor Garden
20	Bedroom 2
21	Walk-in Closet
22	Bathroom
23	Open Garden
24	Bedroom 3
25	Walk-in Closet
26	Full Bathroom
27	Open Garden

Northeast Long House

Plot Number and Land Size
N8: 116.40 sq.w.

Living Area
1,173.60 sq.m.



Northeast Long House

Plot Number and Land Size
N8: 116.40 sq.w.

Living Area
1,173.60 sq.m.

∞ Your Space, Your Idea

GROUND FLOOR PLAN

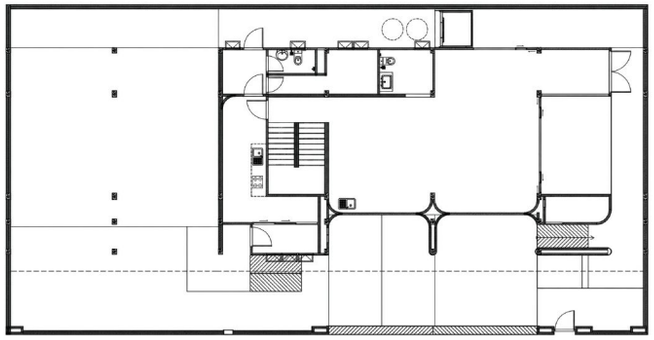

SECOND FLOOR PLAN

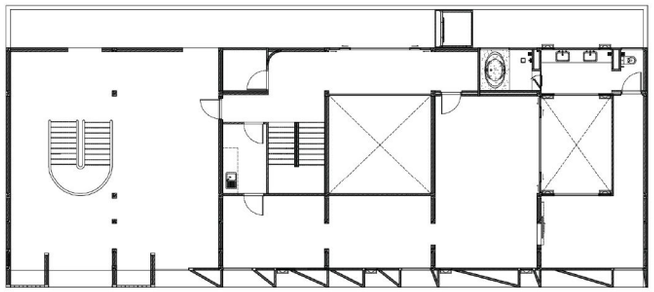

THIRD FLOOR PLAN

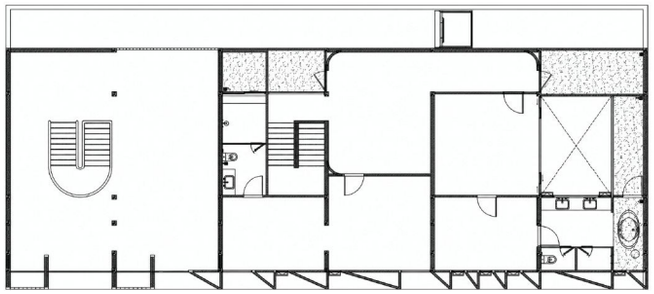

What would normally be rooms is left as shade, columns and open air.

Our Show Unit



SSAA Studio's original design render of the interior at Plot N1 Laneway Glass House





The show unit makes a strong statement through the careful placement of furniture. Each piece feels deliberate, while thspace between objects provides rhythm, openness, and room for visitors to imagine their own lives in the home and, over time, make the space feel distinctly their own, while keeping the composition open, flexible, and alive.

Every area demonstrates what the space could be, rather than what it should be. The intention is to inspire, convey an atmosphere, and express the project's design concept through a composition that feels curated rather than fully furnished, with every detail contributing quietly to the character of the whole interior from the moment of arrival.





PLUME

PLUME